

MONTHLY STATISTICAL BULLETIN

AUGUST 2019

Market capitalization: 174.964.206.430

Turnover: 336.169.985

Number of transactions: 1.474

MBI10: 4.009,16

↑2,20%

↓57,88%

↑3,29%

↑3,17%

BASIC INDICATORS

TURNOVER (denars)	July 2019	August 2019	% of change
TRADING IN BEST	315.171.948	299.790.285	-4,88
SHARES	223.081.346	288.950.747	29,53
BONDS	70.181.537	10.839.538	-84,56
OTHER SECURITIES	21.909.065	0	-
DAILY AVERAGE TURNOVER (denars)	12.750.560	14.989.514	17,56
DAILY AVERAGE NUMBER OF TRANSACTIONS	62	73	17,74
BLOCK TRANSACTIONS	483.038.204	36.379.700	-92,47
PUBLIC AUCTIONS	0	0	-
PUBLIC OFFERING	0	0	-
TOTAL	798.210.152	336.169.985	-57,88

NUMBER OF TRANSACTIONS

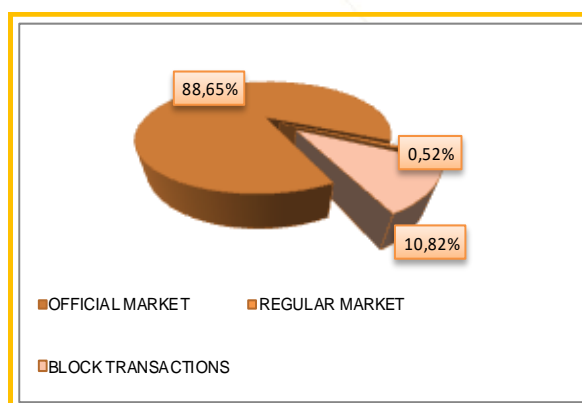
TRADING IN BEST	1.406	1.467	4,34
BLOCK TRANSACTIONS	21	7	-66,67
PUBLIC AUCTIONS	0	0	-
PUBLIC OFFERING	0	0	-
TOTAL	1.427	1.474	3,29

MARKET CAPITALIZATION (denars)

MARKET CAPITALIZATION OF SHARES	171.194.836.664	174.964.206.430	2,20
OFFICIAL MARKET-SHARES	167.341.584.749	171.110.954.515	2,25
MARKET OF JOINT STOCK COMPANIES WITH SPECIAL REPORTING OBLIGATIONS	3.853.251.915	3.853.251.915	0,00
MARKET CAPITALIZATION OF BONDS	2.967.985.456	2.972.617.949	0,16
MARKET CAPITALIZATION OF OTHER SECURITIES	313.009.550	313.009.550	0,00
TOTAL MARKET CAPITALIZATION	174.475.831.669	178.249.833.929	2,16
MBI10	3.886,12	4.009,16	3,17
OMB	132,59	132,92	0,25
NUMBER OF LISTED SECURITIES	102	102	0,00
NUMBER OF TRADING DAYS	23	20	-13,04

TURNOVER STRUCTURE

Market segment	Turnover (denars)	Turnover (EUR)	%	Number of transactions
OFFICIAL MARKET	298.026.265	4.846.729	88,65	1.457
REGULAR MARKET	1.764.020	28.689	0,52	10
BLOCK TRANSACTIONS	36.379.700	591.628	10,82	7
PUBLIC AUCTIONS	0	0	0,00	0
PUBLIC OFFERING	0	0	0,00	0
TOTAL	336.169.985	5.467.046	100,00	1.474



MONTHLY STATISTICAL BULLETIN

10 MOST LIQUID SHARES (Official market)

Issuer	Max (denars)	Min (denars)	Average price (denars)	Volume	Turnover (denars)	Turnover (EUR)	%	Num. of trans.	Market capitalization (denars)
Makpetrol Skopje	64.000,00	61.501,00	62.715,81	849	53.248.740	865.980	18,54	218	7.120.102.088
Alkaloid Skopje	10.000,00	9.303,00	9.726,32	5.233	50.963.099	828.784	17,75	242	14.157.383.701
Komercijalna banka Skopje	5.459,00	5.350,00	5.412,08	8.622	46.691.966	759.341	16,26	212	12.356.121.275
Granit Skopje	905,00	870,00	887,13	31.324	27.902.456	453.762	9,72	170	2.763.225.746
NLB Banka Skopje	17.000,00	16.010,00	16.633,87	1.387	22.932.175	372.949	7,99	74	14.461.054.799
Ohridska banka Skopje	6.100,00	6.050,00	6.070,11	3.637	22.160.501	360.371	7,72	56	3.149.497.479
Stopanska banka Skopje	1.224,00	1.125,00	1.167,00	10.402	12.204.351	198.478	4,25	68	21.126.817.800
Stopanska banka Bitola	2.615,00	2.257,00	2.384,40	4.533	11.506.550	187.139	4,01	44	991.126.695
Teteks Tetovo	2.450,00	2.300,00	2.361,30	4.033	9.551.810	155.341	3,33	59	991.111.203
TTK Banka Skopje	1.500,00	1.352,00	1.434,89	5.000	7.209.006	117.239	2,51	52	1.361.832.000
Rest				46.666	22.816.073	371.053	7,94	205	92.632.681.730
Total				121.686	287.186.727	4.670.439	100,00	1.400	171.110.954.515

TOP GAINERS / TOP LOSERS—OFFICIAL MARKET

Issuer	Average price (denars) 31.07.2019	Average price (denars) 31.08.2019	% of change
TOP GAINERS			
RZ Ekonomika Skopje	30,00	84,00	180,00
Trgotekstil maloprodazba Skopje	49,00	99,00	102,04
ZK Pelagonija Bitola	1.500,00	1.851,00	23,40
Stopanska banka Bitola	2.256,00	2.535,00	12,37
TTK Banka Skopje	1.354,35	1.500,00	10,75
TOP LOSERS			
Agromehanika Skopje	500,00	300,00	-40,00
Zito Luks Skopje	245,00	180,00	-26,53
Stopanska banka Skopje-preference shares	949,00	790,00	-16,75
Beton Skopje	8.891,32	7.600,00	-14,52
Arcelormittal Skopje (HRM) Skopje	21,00	18,00	-14,29

OVERVIEW OF THE TRADING WITH BONDS

	HIGH (%)	LOW (%)	Last daily average price(%)	Last trading day	Volume (in EUR)	Turnover (denars)	Turnover (EUR)	Yield to maturity *
Government bonds-denationalization X issue (RMDEN10)	99,00	99,00	99,00	27.08.2019	529	32.204	524	2,81%
Government bonds-denationalization XII issue (RMDEN12)	99,50	99,50	99,50	16.08.2019	7.222	441.845	7.186	2,22%
Government bonds-denationalization XIV issue (RMDEN14)	99,50	99,00	99,00	26.08.2019	4.607	281.545	4.579	2,32%
Government bonds-denationalization XV issue (RMDEN15)	98,60	98,60	98,60	30.08.2019	1.943	117.792	1.916	2,39%
Government bonds-denationalization XVI issue (RMDEN16)	99,30	99,30	99,30	30.08.2019	29.622	1.808.536	29.415	2,17%
Government bonds-denationalization XVII issue (RMDEN17)	98,00	98,00	98,00	30.08.2019	1.090	65.681	1.068	2,45%
Government bonds-denationalization XVIII issue (RMDEN18)	98,90	98,60	98,77	30.08.2019	133.159	8.091.937	131.603	2,26%

* The model for calculation of annual average yield to maturity is adapted to the characteristics of the bonds. Calculation date is 30.08.2019 using the last average price of the bonds.

MONTHLY STATISTICAL BULLETIN

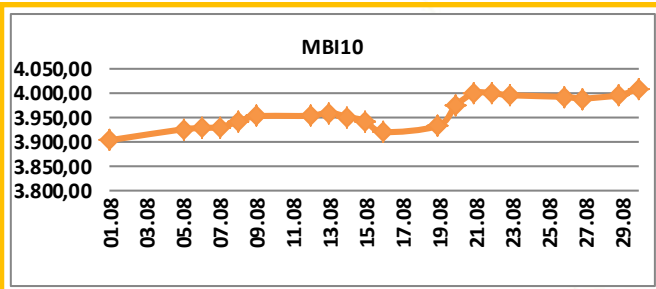
MBI10

Value at 30.08.2019 **4.009,16**

MAX Value in August (30.08.2019) 4.009,16

MIN Value in August (01.08.2019) 3.902,59

% of change from 28.12.2018 15,57%

All about MBI10 on: <http://www.mse.com.mk/Indicies.aspx?Index=MBI10>

Composition of MBI10	Turnover (denars)	Volume	Num. of trans.	Last average price	% of monthly change of price
Alkaloid AD Skopje	50.963.099	5.233	242	9.890,91	6,41
Granit AD Skopje	27.902.456	31.324	170	899,67	2,24
Komercijalna banka AD Skopje	46.691.966	8.622	212	5.421,57	-0,37
Makpetrol AD Skopje	65.648.740	1.049	219	63.356,25	2,19
Makedonijaturist AD Skopje	2.586.414	488	15	5.300,00	0,00
Stopanska banka AD Skopje	12.204.351	10.402	68	1.210,00	7,56
TTK banka AD Skopje	10.265.556	7.050	53	1.500,00	10,75
Makedonski Telekom AD Skopje	3.874.879	13.177	33	295,00	1,72
Ohridska banka AD Skopje	22.160.501	3.637	56	6.099,54	0,82
NLB Banka AD Skopje	22.932.175	1.387	74	16.932,11	5,83

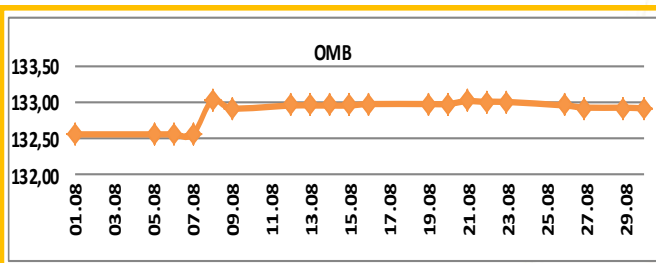
OMB

Value at 30.08.2019 **132,92**

MAX Value in August (08.08.2019) 133,04

MIN Value in August (05.08.2019) 132,56

% of change from 28.12.2018 1,23%

All about OMB on: <http://www.mse.com.mk/Indicies.aspx?Index=OMB>

Composition of OMB	Turnover (denars)	Volume	Num. of trans.	Last average price	% of monthly change of price
Government bonds-denationalization X issue (RMDEN10)	32.204	529	1	99,00	-0,10
Government bonds-denationalization XI issue (RMDEN11)	0	0	0	99,00	0,00
Government bonds-denationalization XII issue (RMDEN12)	441.845	7.222	1	99,50	0,40
Government bonds-denationalization XIII issue (RMDEN13)	0	0	0	99,10	0,00
Government bonds-denationalization XIV issue (RMDEN14)	281.545	4.607	2	99,00	0,51
Government bonds-denationalization XV issue (RMDEN15)	117.792	1.943	3	98,60	-0,10
Government bonds-denationalization XVI issue (RMDEN16)	1.808.536	29.622	3	99,30	1,12
Government bonds-denationalization XVII issue (RMDEN17)	65.681	1.090	2	98,00	-0,71
Government bonds-denationalization XVIII issue (RMDEN18)	8.091.937	133.159	45	98,77	0,08



MONTHLY STATISTICAL BULLETIN

MBI10 LISTED COMPANIES RATIOS

Issuer	P/E Ratio ¹	Dividend yield ²	Foreign investors participation in July 2019	Foreign investors participation in June 2019	Change
Alkaloid AD Skopje	16,53	3,21%	3,45%	3,50%	-0,05%
Granit AD Skopje	37,41	3,27%	5,64%	5,64%	0,00%
Komercijalna banka AD Skopje	6,88	7,71%	5,52%	5,53%	-0,01%
Makpetrol AD Skopje	9,30	2,03%	1,41%	1,42%	-0,01%
Makedonijaturist AD Skopje	21,39	4,52%	0,82%	0,82%	0,00%
Stopanska banka AD Skopje	7,69	6,04%	92,41%	92,41%	0,00%
TTK banka AD Skopje	13,00	7,24%	1,32%	1,32%	0,00%
Makedonski Telekom AD Skopje	20,05	6,22%	1,48%	1,48%	0,00%
Ohridska banka AD Skopje	5,46	0,00%	75,99%	76,01%	-0,02%
NLB banka AD Skopje	6,83	10,25%	88,89%	88,87%	0,02%

[1] Share price at last day of trading in currently month, / Earnings per share

[2] The ratios are calculated using the data from the last published Audited financial reports and last paid dividend.

FOREIGN INVESTORS—OFFICIAL MARKET

August 2019	Foreign Legal investors August 2019	Foreign private investors August 2019	Total Foreign entities August 2019	Total Foreign entities July 2019	Change
Shares[3]	34,59%	1,23%	35,82%	35,82%	0,00%
Bonds[4]	0,12%	0,05%	0,17%	0,17%	0,00%
Total Official market	33,43%	1,19%	34,62%	34,62%	0,00%

[3] Data as last day of trading in currently month according to the Central Securities Depository, regarding the participation of the foreign investors in the number of shares.

[4] Data as last day of trading in currently month according to the Central Securities Depository, regarding the participation of the foreign investors in the total nominal value of bonds.

FOREIGN AND DOMESTIC INVESTORS IN THE TOTAL TURNOVER [5] *

	BUYING % of total	SELLING % of total
Foreign private investors	0,97%	2,82%
Foreign Legal investors	1,31%	0,85%
Total Foreign Legal entities	2,28%	3,67%
Domestic private investors	59,40%	67,09%
Domestic Legal investors	38,32%	29,24%
Total Domestic Legal entities	97,72%	96,33%

[5] Data as last day of trading in currently month according to the Central Securities Depository, regarding the participation of the foreign and domestic investors in the total turnover.

Note: The public offer of the convertible bonds of Central Cooperative Bank AD Skopje is not taken into account in the calculation of the percentages.

TURNOVER PER MEMBERS / in denars

Member	Code	Trading in BEST system	% of trading in BEST sys.	Block (denars)	% block	Public auctions	% of Public auctions	Public offering	% of Public offering	Total
ILIRIKA INVESTMENTS AD Skopje	IN	120.538.446	20,10	3.181.200	4,37	0	0,00	0	0,00	123.719.646
Komercijalna banka AD Skopje	MI	91.093.231	15,19	21.120.000	29,03	0	0,00	0	0,00	112.213.231
Eurohaus AD Skopje	KB	74.864.713	12,49	24.800.000	34,08	0	0,00	0	0,00	99.664.713
TTK Banka Skopje	IL	74.127.689	12,36	13.386.300	18,40	0	0,00	0	0,00	87.513.989
NLB Banka AD Skopje	TK	62.559.782	10,43	0	0,00	0	0,00	0	0,00	62.559.782
INVESTBROKER AD Skopje	TN	57.163.495	9,53	2.785.950	3,83	0	0,00	0	0,00	59.949.445
Sparkasse banka AD Skopje	EH	41.880.508	6,98	0	0,00	0	0,00	0	0,00	41.880.508
INOVO BROKER AD Skopje	SB	33.164.047	5,53	4.700.000	6,46	0	0,00	0	0,00	37.864.047
Stopanska banka AD Skopje	SP	23.898.802	3,99	2.785.950	3,83	0	0,00	0	0,00	26.684.752
Eurostandard Banka AD Skopje	FR	12.479.707	2,08	0	0,00	0	0,00	0	0,00	12.479.707
Fersped Broker AD Skopje	ES	7.810.150	1,30	0	0,00	0	0,00	0	0,00	7.810.150
Total		599.580.570	100,00	72.759.400	100,00	0	100,00	0	100,00	672.339.970

Turnover via BEST system and turnover in block trades is calculated on the basis of double counting, in order to include the executed cross trades by the MSE members in the structure of the overall MSE turnover. As since July 13, during the government auctions on the selling side there is no brokers (i.e. MSE performs this role), the turnover derived from government auctions is still calculated on the basis of single counting.

MONTHLY STATISTICAL BULLETIN

AS A REMINDER

The product of the Macedonian Stock Exchange **BESTNET ANALYTICS** is a modern internet service that helps investors in building well-founded investment strategies and in bringing valuable investment decisions.

BESTNET ANALYTICS contains:

- Data for more than **100** companies traded on the Macedonian Stock Exchange
- More than **70** different financial indicators of companies and more than **40** indicators for banks
- Monitoring and comparing the values for the last **3** years
- Tracking results by quarters
- Data in den, euros and dollars
- Data for paid dividends from companies for the last **4** years
- Data for the major shareholders of the company
- Data for management bodies of the company
- Data for related companies
- Comparison and monitoring of a large number of financial indicators
- Monitoring indicators by sectors and industries
- Graphic display of technical indicators
- Over **40** technical indicators and oscillators
- Monitoring of investments, determining their current value
- Calculation of gains / losses from unrealized transactions
- Calculation of gains / losses from trades executed
- Simulated portfolios

Шифра на XB	Датум на трансакција	Број на трансакција	Количина	Куповна вредност - вкупно (во ден.)	Датум на последна цена	Последна просечна цена	Вкупна вредност (во ден.)	Нереализирана добитка / загуба (во ден.)	% промена од вкупување на XB	% од вредноста на вкупните вложувања
GRNT	17.02.2009	X52515136	600,00	360.000,00	21.01.2009	653,11	391.866,00	1.800.000,00	133,33%	3,74%
TELE	11.06.2009	1235649	600,00	360.000,00	21.01.2009	653,11	391.866,00	31.866,00	8,85%	1,00%

Тип на хартија	Share	Куповна вредност - вкупно (во ден.)	360.000,00
Датум на трансакција	11.06.2009	Датум на последна цена	21.01.2009
Број на трансакција	1235649	Последна просечна цена	653,11
Количина	600,00	Нето вредност (во ден.)	391.866,00
Куповна цена (во ден.)	600,00	Акумулирана камата (во ден.)	0,00
Номинална вредност	0,00 MKD	Вкупна вредност (во ден.)	391.866,00
Куповна вредност (во ден.)	360.000,00	Нереализирана добитка / загуба (во ден.)	31.866,00
Купена акумул. камата (во ден.)	0,00	% промена од купување на XB	8,85%
Трансакциони трошоци (во ден.)	500,00	% од вредноста на вкупните вложувања	1,00%

Тип на хартија	Bond	Куповна вредност - вкупно (во ден.)	107.092,08
Датум на трансакција	11.07.2008	Датум на последна цена	27.11.2007
Број на трансакција	1919	Последна просечна цена	85,00
Количина	2.250,00	Нето вредност (во ден.)	116.662,50
Куповна цена (во %)	77,50	Акумулирана камата (во ден.)	1.238,85
Номинална вредност	1,00 EUR	Вкупна вредност (во ден.)	117.888,35
Куповна вредност (во ден.)	106.689,77	Нереализирана добитка / загуба (во ден.)	11.198,57
Купена акумул. камата (во ден.)	402,31	% промена од купување на XB	10,05%
Трансакциони трошоци (во ден.)	500,00	% од вредноста на вкупните вложувања	0,30%


Опис на XB	Податоци од тргувањето
Лазарен сегмент	Официјален пазар
Лазарен подсегмент	Берзанска котација - обични акции
Тип на XB	Обични акции
ISIN број	MKALKA101011
Вкупни издадени XB	1431353
Шифра на XB	ALK
Номинална вредност	25,56 EUR
Показатели по акција за издавачот	
Највисока цена во посл. 52 недели	4.599,00
Најниска цена во посл. 52 недели	3.799,00
% промена во посл. 30 дена	8,48%
% промена во посл. 3 месеци	6,98%
% промена во посл. 6 месеци	0,80%
% промена во посл. 1 година	-4,07%
Просечен дневен промет во посл. 30 дена	645.146,23
Просечен дневен промет во посл. 3 месеци	812.362,12
Просечен дневен промет во тековната година	626.836,29
Просечен дневен промет во посл. 52 недели	1.304.591,88

For more information on : www.bestnet.com.mk



КомРау апликација на Комерцијална банка

ТВОЈОТ МОБИЛЕН ПАРИЧНИК



комерцијална Банка
ај Скопје



mastercard.

Со новата апликација на **Комерцијална банка** повеќе не мора да носиш паричник со себе. Сега со **КомРау** можеш едноставно и сигурно да плаќаш со твојот мобилен телефон. Симни ја бесплатно од Google Play и искористи го промотивниот период за бесплатна дигитализација на две **Mastercard®** картички. Апликацијата е достапна за мобилни телефони со најмалку Android™ 4.4 и NFC технологија.

За повеќе информации посети ја нашата веб-страница или некоја од нашите филијали.

Android е заштитен знак на Google LLC.

www.kb.com.mk
контакт центар: (02) 3 296 800